

Scaled data based on original data using
LM-79-08 Approved Method: Electrical and Photometric Measurements of Solid-
State Lighting Products

Test Report Prepared for
Cooper Lighting Solutions
(formerly Eaton)

Brand: INVUE

Report Number: P141698

Luminaire Tested: **ECM-E01-LED-E1-T2-8030**

Issue Date: 03/03/2020

Test Information

Test Method: LM-79-08
Report Number: P141698
REPORT IS SCALED FROM IESNA LM-79-08 TEST DATA (P33682)
Test Lab: INNOVATION CENTER-P3
Issue Date: 03/03/2020
Manufacturer: COOPER LIGHTING SOLUTIONS (FORMERLY EATON)
Product Line: INVUE
Catalog Number: ECM-E01-LED-E1-T2-8030
Description: EPIC CLASSICAL MEDIUM DECORATIVE LED LUMINAIRE
(1) LIGHTBARS WITH AccuLED OPTICS - TYPE 2
Light Source: (21) 3000K CCT, 80 CRI LEDs
Ballast/Driver: -

Summary

Lumens per Lamp: N/A
Luminaire Lumens: 2488.2 lumens
Efficiency: N/A
Efficacy: 100.7 lumens/watt
Luminous Opening: Rectangular (W 0.17' x L: 1' x H: 0')
IES Classification: Type II - Short - Semi-Cutoff
BUG Rating: B1 - U0 - G1

Input Watts (W): 24.7
Input Voltage (V): NR
Input Current (Ain): NR
Voltage Rise (V): NR
Power Factor: NR
Total Harmonic Distortion (THDi): NR
Frequency (hertz): 60
Stabilization Time: NR
Operation Time: NR
Ambient Temperature (°C): NR
Test Distance: 25 FT

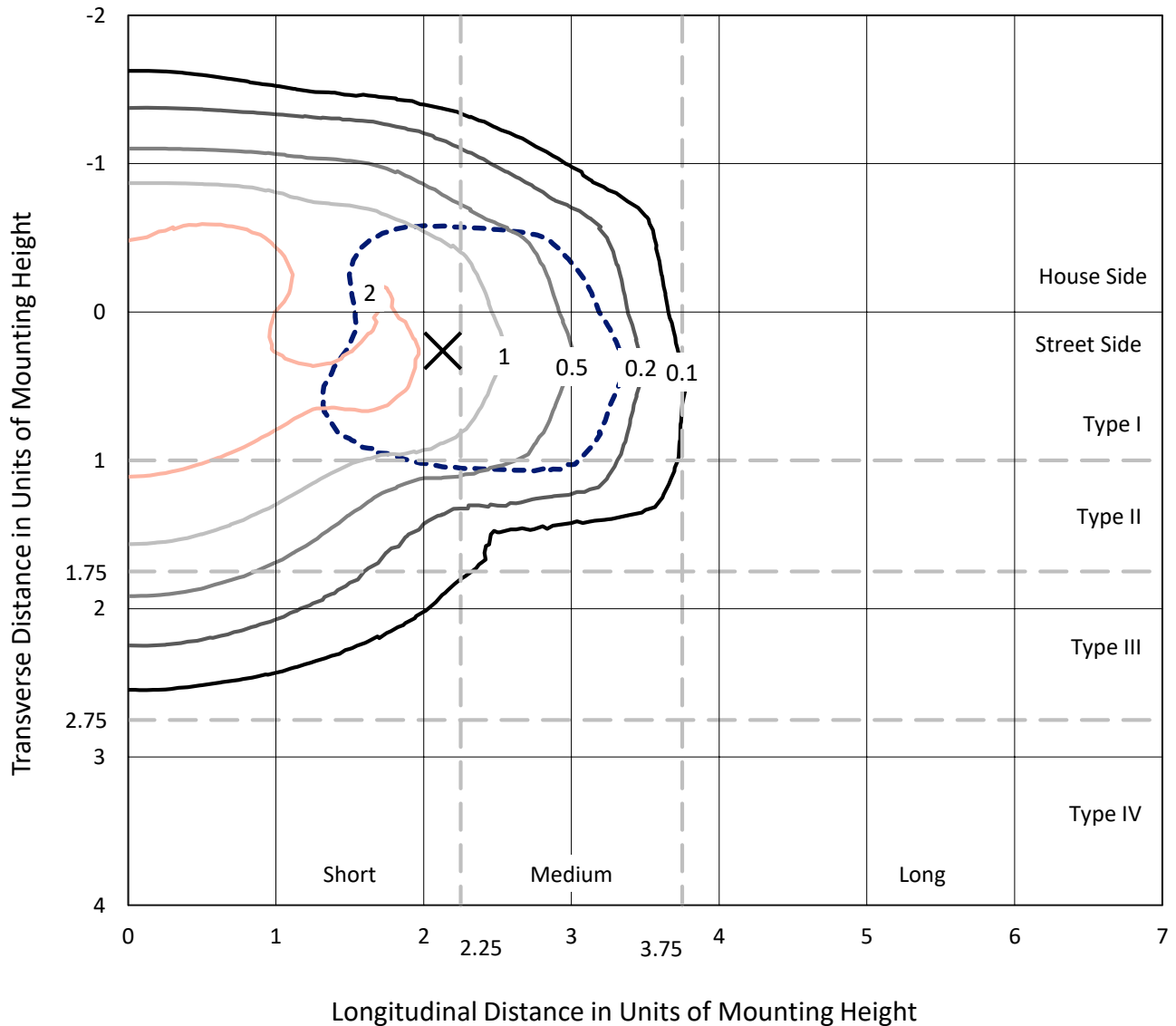


REPORT NUMBER: P141698

CATALOG NUMBER: ECM-E01-LED-E1-T2-8030

Iso-Footcandle Lines of Horizontal Illumination

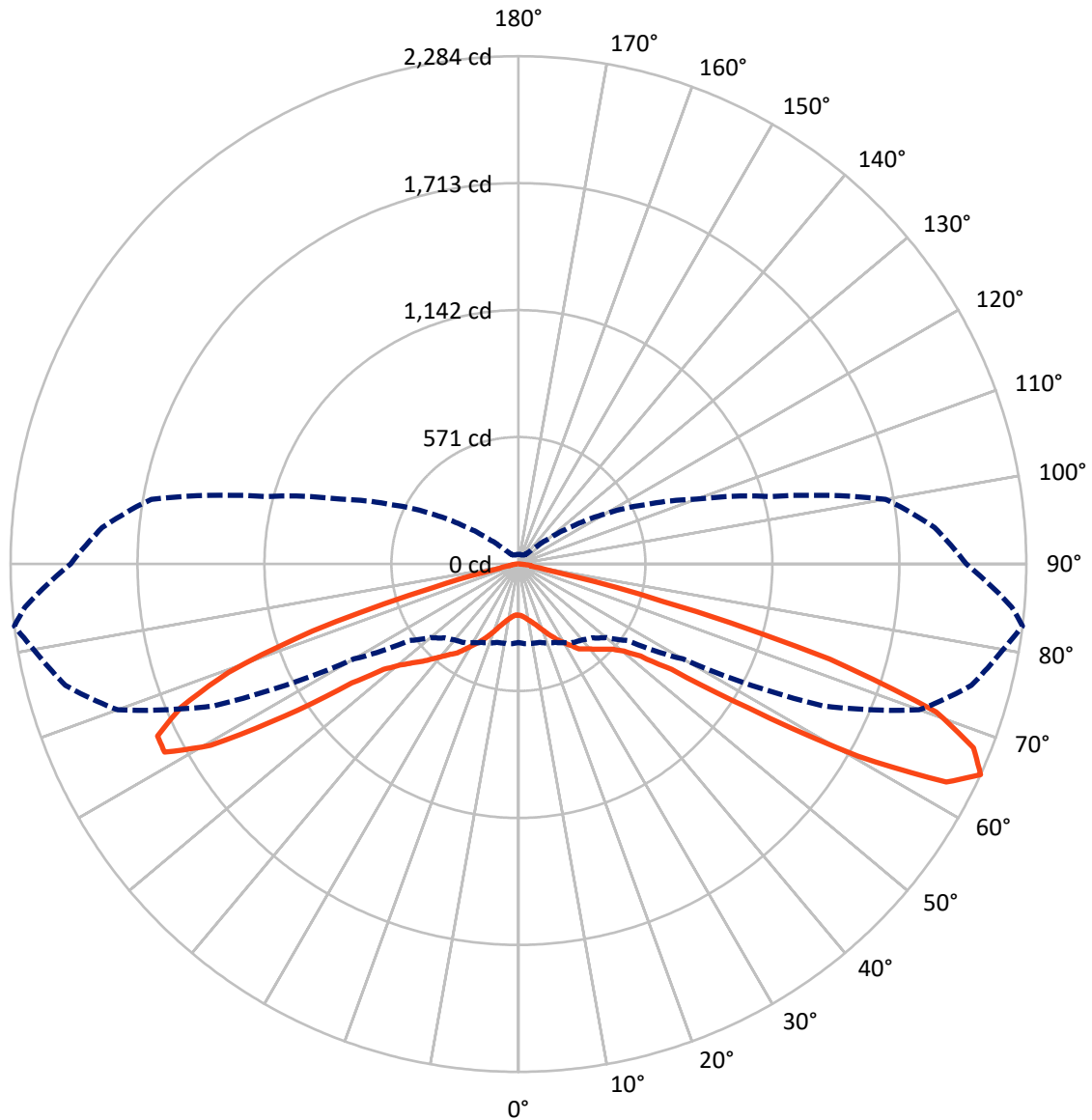
× Max cd
 - - - 1/2 Max cd



Based on 10 foot mounting height. Maximum calculated value = 2.9 fc
 Type II - Short - Semi-Cutoff

REPORT NUMBER: P141698
CATALOG NUMBER: ECM-E01-LED-E1-T2-8030

Luminous Intensity Polar Plot



— Vertical Plane Through 83-Deg Lateral - - - Horizontal Cone Through 65-Deg Vertical

REPORT NUMBER: P141698

CATALOG NUMBER: ECM-E01-LED-E1-T2-8030

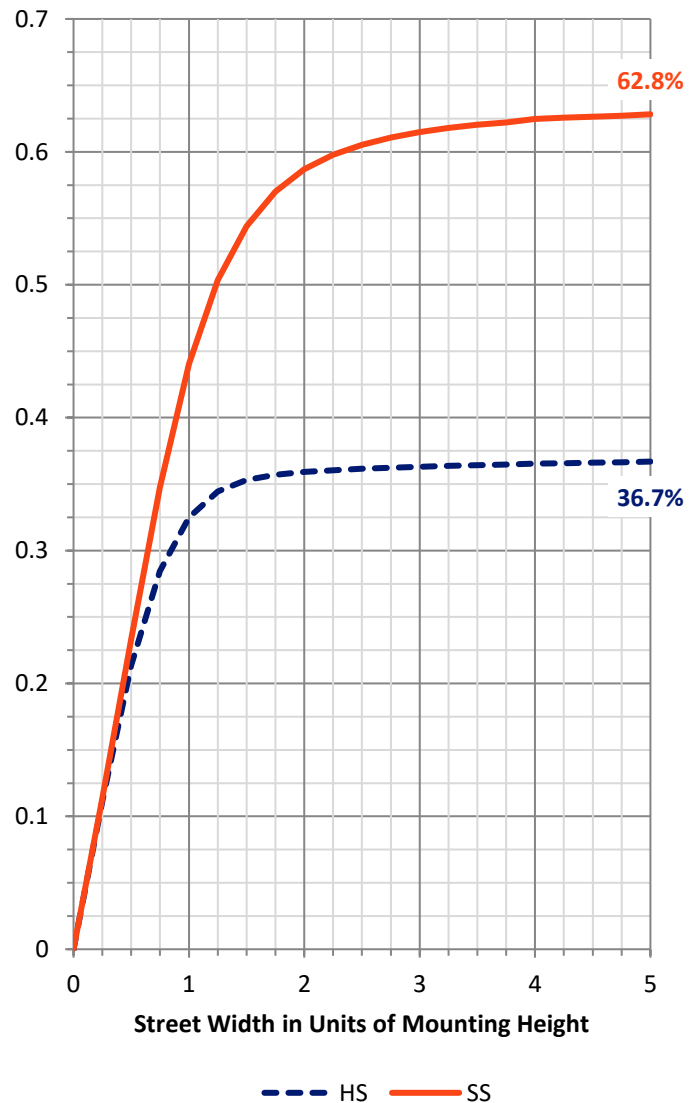
FLUX DISTRIBUTION:

		Downward	Upward	Total
House Side	Lumens	922.9	0.0	922.9
	% Fixture	37.1	0.0	37.1
Street Side	Lumens	1565.2	0.0	1565.2
	% Fixture	62.9	0.0	62.9
Total	Lumens	2488.2	0.0	2488.2
	% Fixture	100.0	0.0	100.0

Coefficient of Utilization

ZONAL LUMENS:

Zone	Lumens	% Fixture
0°-10°	23.2	0.9
10°-20°	81.2	3.3
20°-30°	160.4	6.4
30°-40°	276.1	11.1
40°-50°	416.6	16.7
50°-60°	579.7	23.3
60°-70°	669.1	26.9
70°-80°	243.2	9.8
80°-90°	38.6	1.6
90°-100°	0.0	0.0
100°-110°	0.0	0.0
110°-120°	0.0	0.0
120°-130°	0.0	0.0
130°-140°	0.0	0.0
140°-150°	0.0	0.0
150°-160°	0.0	0.0
160°-170°	0.0	0.0
170°-180°	0.0	0.0
0°-90°	2488.2	100.0
0°-180°	2488.2	100.0



REPORT NUMBER: P141698

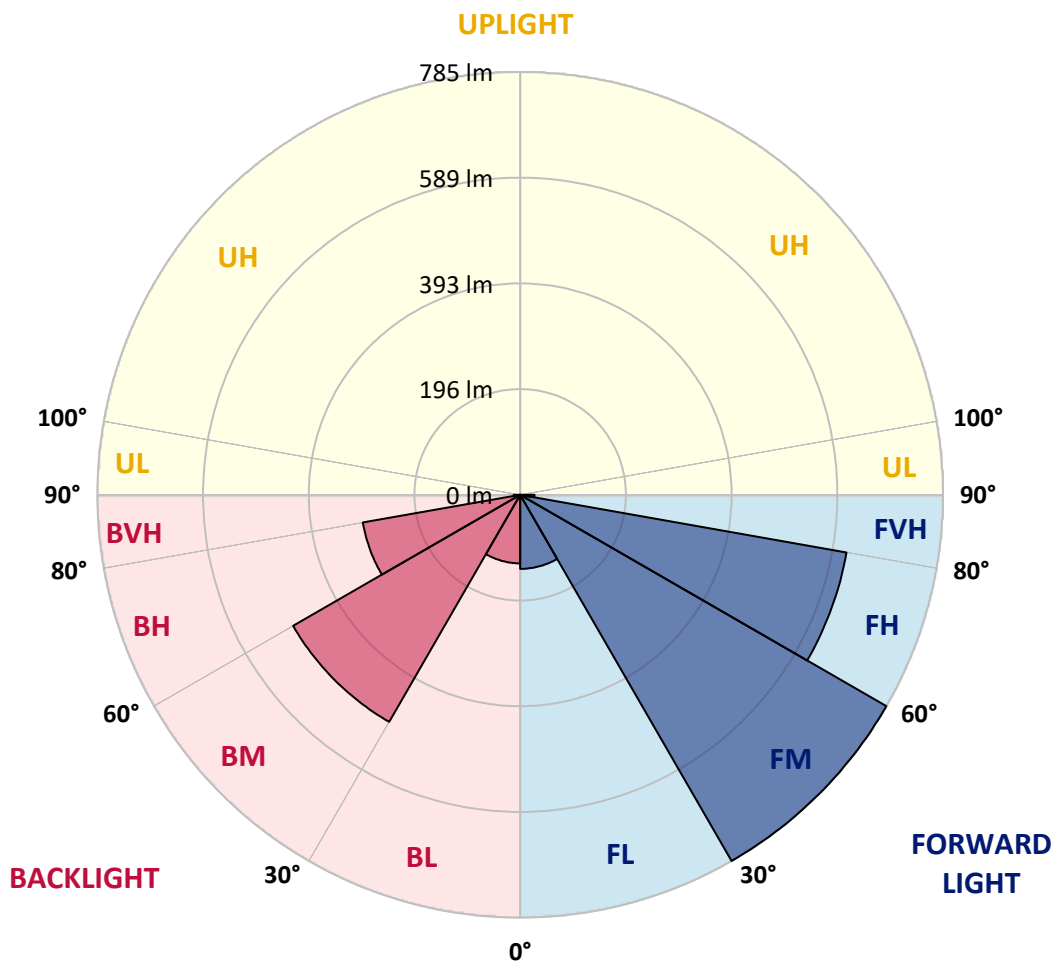
CATALOG NUMBER: ECM-E01-LED-E1-T2-8030

LUMINAIRE CLASSIFICATION SYSTEM LUMEN TABLE AND BUG RATING:

Zone		Lumens	% Fixture	Zone Rating/Lumen Limit		
				B	U	G
FL	(0°-30°)	137.6	5.5			
FM	(30°-60°)	785.4	31.6			
FH	(60°-80°)	615.6	24.7			G0/660
FVH	(80°-90°)	26.7	1.1			G1/100
BL	(0°-30°)	127.3	5.1	B1/500		
BM	(30°-60°)	487.0	19.6	B1/1000		
BH	(60°-80°)	296.7	11.9	B1/500		G1/500
BVH	(80°-90°)	11.9	0.5			G1/100
UL	(90°-100°)	0.0	0.0		U0/0	
UH	(100°-180°)	0.0	0.0		U0/0	

BUG Rating: B1-U0-G1

Type II Short





REPORT NUMBER: P141698

CATALOG NUMBER: ECM-E01-LED-E1-T2-8030

CANDELA DISTRIBUTION (FULL):

	0°	5°	10°	15°	20°	25°	30°	35°	40°	45°	50°
0°	230.4	230.4	230.4	230.4	230.4	230.4	230.4	230.4	230.4	230.4	230.4
2.5°	241.7	242.2	241.7	241.7	241.4	241.1	241.1	240.8	240.3	239.7	239.4
5°	254.9	255.2	254.3	254.3	254.6	254.3	253.5	253.8	251.5	250.7	250.1
7.5°	269.5	270.4	269.2	268.7	268.4	267.8	267.0	265.6	263.9	262.5	261.6
10°	286.1	287.0	286.4	285.3	283.6	282.7	281.9	279.6	277.7	275.4	273.7
12.5°	305.8	306.1	305.5	303.3	302.1	299.6	296.8	294.3	291.5	288.1	285.3
15°	325.2	325.5	324.7	322.4	321.0	317.9	314.0	310.6	305.8	301.9	298.2
17.5°	340.1	340.7	339.0	337.3	335.3	331.4	327.7	323.8	318.7	314.5	310.9
20°	345.2	346.0	344.9	344.1	342.9	341.0	337.3	333.9	329.4	326.3	323.5
22.5°	342.9	343.8	343.2	343.2	343.2	342.9	341.3	340.4	337.6	336.2	335.6
25°	339.6	340.4	339.8	340.4	341.5	342.9	342.9	344.6	344.3	346.6	348.0
27.5°	348.3	348.8	347.4	347.4	348.6	350.8	350.3	353.6	354.2	358.7	362.9
30°	378.7	378.7	376.4	374.2	375.0	374.5	373.9	376.1	376.1	380.4	382.3
32.5°	424.0	420.9	420.6	420.3	418.3	419.7	415.2	415.5	413.6	414.1	413.3
35°	473.8	473.5	472.4	471.8	470.9	475.2	471.8	474.6	467.6	465.0	460.3
37.5°	517.4	518.5	519.3	523.6	525.5	534.0	535.9	537.3	530.0	530.3	519.6
40°	561.3	562.7	565.8	573.4	579.0	586.9	590.5	596.4	597.0	598.1	590.2
42.5°	609.1	606.8	611.0	620.6	627.6	635.5	640.3	651.3	657.5	660.6	661.7
45°	647.6	645.1	647.1	652.7	659.2	669.3	679.7	696.0	709.2	723.6	731.5
47.5°	667.6	668.2	669.6	672.9	677.4	687.3	701.9	722.7	744.1	767.2	787.7
50°	674.1	674.3	676.3	679.7	683.9	694.3	709.5	733.1	759.0	791.4	822.9
52.5°	676.0	674.9	676.9	678.6	681.4	690.1	704.5	729.2	758.5	797.6	844.3
55°	668.7	667.3	670.7	672.9	675.2	682.2	693.2	716.0	746.4	790.8	851.9
57.5°	640.6	640.9	645.7	651.6	657.5	667.0	681.4	703.0	733.1	777.0	845.4
60°	593.0	592.2	598.1	605.4	615.6	630.7	648.5	670.4	695.4	732.0	799.3
62.5°	506.7	510.1	512.0	523.0	523.6	545.2	556.8	578.7	600.1	628.2	688.7
65°	352.8	360.1	362.1	364.9	378.1	389.4	407.9	431.0	445.1	469.8	514.8
67.5°	219.7	225.1	225.3	232.7	244.2	257.1	271.5	294.8	316.2	320.2	342.7
70°	182.3	182.6	186.5	191.9	200.9	214.1	228.2	244.5	263.9	276.3	274.0
72.5°	151.1	152.8	155.6	160.9	170.8	182.6	200.6	221.4	245.6	270.4	292.3
75°	101.3	104.1	104.9	107.5	112.3	122.9	136.4	156.1	187.4	224.2	270.9
77.5°	53.7	54.3	56.3	58.2	60.8	67.2	76.0	86.1	106.6	138.4	193.3
80°	27.3	28.4	29.8	31.2	30.9	32.6	35.2	39.7	46.7	60.8	87.5
82.5°	9.8	12.7	16.6	18.6	18.6	19.1	20.0	20.8	20.3	22.5	28.1
85°	4.5	5.1	6.5	10.1	10.4	10.4	10.4	11.0	10.4	9.3	11.0
87.5°	0.0	0.8	0.8	2.5	2.8	2.5	2.8	3.7	2.8	2.3	2.0
90°	0.0	0.0	0.0	0.0	0.0	0.0	0.0	0.0	0.0	0.0	0.0



REPORT NUMBER: P141698

CATALOG NUMBER: ECM-E01-LED-E1-T2-8030

CANDELA DISTRIBUTION (continued):

	55°	60°	65°	70°	75°	80°	83°	85°	90°	95°	100°
0°	230.4	230.4	230.4	230.4	230.4	230.4	230.4	230.4	230.4	230.4	230.4
2.5°	238.0	237.4	236.0	235.5	233.8	232.7	232.1	231.5	230.7	229.6	228.7
5°	248.4	246.7	244.8	243.6	241.4	239.1	238.3	237.2	235.2	233.5	231.5
7.5°	259.4	257.4	255.2	252.6	250.4	247.9	246.7	245.6	242.8	240.5	237.7
10°	271.2	268.4	265.9	263.6	261.6	258.8	256.9	256.0	253.5	250.1	247.3
12.5°	282.5	279.4	276.8	274.0	272.0	269.8	267.8	267.0	265.0	261.9	259.7
15°	294.3	291.2	288.4	286.4	284.1	282.7	281.6	280.2	279.4	276.8	275.7
17.5°	306.9	304.1	301.6	299.9	299.1	298.8	298.5	297.9	297.1	295.4	294.6
20°	321.3	318.7	317.9	317.6	317.9	318.2	318.7	318.7	319.0	317.9	317.6
22.5°	335.1	335.1	336.5	338.2	339.8	341.0	341.8	340.7	341.0	342.7	344.1
25°	350.3	352.8	356.4	359.3	361.8	363.8	364.9	365.4	366.0	368.5	371.1
27.5°	366.6	370.5	375.9	379.5	384.3	387.4	389.6	389.4	390.2	393.6	398.1
30°	386.8	390.8	396.4	401.5	407.9	412.4	413.3	412.7	413.8	416.9	425.9
32.5°	415.2	416.1	419.7	424.8	431.8	436.3	437.2	438.6	441.1	446.8	457.7
35°	455.2	451.5	451.3	453.5	460.3	469.0	469.8	470.7	471.8	479.1	493.7
37.5°	509.2	494.3	485.3	478.3	479.1	482.2	483.9	484.5	487.3	498.5	523.3
40°	577.0	549.2	529.2	509.2	501.9	502.5	503.0	502.5	508.1	525.5	557.9
42.5°	651.3	626.8	591.9	550.6	529.7	523.0	523.8	524.4	533.1	558.4	594.5
45°	730.1	714.3	673.8	609.1	564.3	547.2	546.6	547.8	562.1	597.8	635.8
47.5°	799.3	803.2	773.4	697.4	620.6	577.0	573.4	575.3	598.7	636.9	675.5
50°	854.1	880.0	877.8	817.5	711.8	628.5	615.6	618.4	645.9	685.6	720.2
52.5°	895.5	948.1	981.8	957.9	865.9	721.9	688.4	683.6	718.2	760.2	781.5
55°	923.0	1008.3	1096.9	1138.3	1100.8	923.6	836.1	825.7	863.1	916.6	925.9
57.5°	941.3	1081.4	1272.2	1432.0	1482.9	1331.0	1221.3	1177.6	1204.9	1261.5	1249.4
60°	910.9	1110.4	1483.7	1770.1	1915.0	1877.3	1755.2	1689.4	1638.5	1634.2	1567.0
62.5°	794.5	1041.5	1569.5	1931.1	2134.7	2181.7	2160.1	2082.1	1941.2	1863.0	1711.1
65°	599.2	853.3	1508.5	1918.7	2109.7	2213.8	2284.4	2228.4	2014.6	1879.3	1677.3
67.5°	382.9	550.8	1254.7	1769.8	1949.3	2066.4	2207.6	2182.0	1908.8	1736.1	1516.4
70°	279.6	305.2	851.3	1498.1	1695.6	1798.5	1992.7	1981.4	1673.9	1479.8	1262.0
72.5°	322.1	227.6	466.7	1119.1	1271.9	1352.9	1464.0	1436.8	1169.5	1034.7	880.6
75°	363.2	254.6	263.0	663.9	710.6	653.8	669.0	580.9	453.2	401.7	395.8
77.5°	305.8	319.3	238.6	285.3	262.8	189.3	141.8	111.1	86.9	93.4	103.8
80°	177.8	359.0	315.7	148.5	166.5	132.5	59.1	49.0	40.5	41.1	41.6
82.5°	54.9	224.2	444.2	181.5	164.9	186.8	54.3	33.2	26.7	30.1	34.0
85°	18.3	94.0	356.2	190.5	106.6	99.6	23.9	16.3	13.5	18.8	26.7
87.5°	4.5	22.8	66.1	25.0	15.8	9.6	8.2	5.9	6.5	11.8	16.6
90°	0.0	0.0	0.0	0.0	0.0	0.0	0.0	0.0	0.0	0.0	0.0



REPORT NUMBER: P141698

CATALOG NUMBER: ECM-E01-LED-E1-T2-8030

CANDELA DISTRIBUTION (continued):

	105°	110°	115°	120°	125°	130°	135°	140°	145°	150°	155°
0°	230.4	230.4	230.4	230.4	230.4	230.4	230.4	230.4	230.4	230.4	230.4
2.5°	228.2	227.3	226.5	225.9	225.1	225.1	224.2	224.2	223.1	222.5	222.5
5°	229.8	228.2	226.8	225.3	223.9	223.4	222.3	221.7	220.6	219.7	219.2
7.5°	235.5	233.2	231.5	229.8	228.2	227.3	226.2	225.1	224.8	224.2	223.7
10°	245.0	241.9	240.5	239.4	237.2	236.6	235.5	234.6	233.8	232.9	233.2
12.5°	257.4	255.2	254.6	252.4	251.8	250.9	249.3	248.7	246.4	244.8	243.9
15°	273.2	272.3	272.3	271.2	269.5	268.1	265.6	264.2	260.2	257.7	254.9
17.5°	294.0	293.1	293.4	292.3	290.3	287.8	285.0	280.8	274.9	270.4	264.7
20°	318.2	317.9	318.5	317.6	315.1	311.7	305.0	298.8	290.6	282.5	276.3
22.5°	345.2	346.6	347.2	344.9	342.1	335.1	327.7	318.7	307.8	297.1	288.4
25°	373.9	377.3	379.2	376.1	372.8	363.8	352.8	340.7	325.2	312.3	300.7
27.5°	402.0	409.1	411.9	410.2	404.8	392.2	377.5	361.5	342.7	325.5	310.6
30°	435.5	444.8	449.8	447.3	436.9	420.3	402.6	380.9	357.0	336.5	318.5
32.5°	470.7	482.2	485.9	480.5	465.3	444.5	421.4	395.0	368.0	344.3	324.1
35°	509.8	520.5	521.3	510.9	490.9	464.5	435.8	404.0	373.0	346.6	324.4
37.5°	543.8	554.5	553.7	538.2	514.0	481.1	444.5	406.0	369.9	339.8	315.7
40°	579.5	591.4	584.9	564.9	533.7	491.8	445.6	399.2	358.1	325.2	298.8
42.5°	617.2	622.3	610.8	585.7	545.5	491.5	436.1	383.2	339.6	303.0	275.1
45°	651.8	647.9	631.3	597.8	544.7	479.4	417.2	363.2	314.8	278.2	250.9
47.5°	682.8	670.4	644.8	597.8	531.4	458.0	393.0	337.3	289.2	252.4	225.3
50°	716.3	690.4	650.4	587.4	507.5	432.1	367.4	311.4	261.9	224.2	194.7
52.5°	760.7	714.3	650.4	568.6	482.8	406.0	340.4	281.3	230.1	190.7	161.5
55°	864.8	764.4	661.7	558.2	460.8	378.4	308.3	242.5	192.7	155.0	130.8
57.5°	1069.3	874.1	718.2	577.3	452.7	348.6	267.0	199.5	152.2	120.7	100.4
60°	1239.5	962.7	764.1	591.9	439.4	310.0	216.3	152.8	113.1	89.2	76.0
62.5°	1283.4	963.8	745.2	553.9	386.0	252.4	159.5	105.2	77.6	64.7	57.7
65°	1173.7	852.4	633.8	451.8	294.0	175.3	99.9	63.9	51.8	47.3	44.5
67.5°	986.6	679.1	469.8	315.1	185.4	96.5	56.0	43.9	39.4	38.0	36.6
70°	756.8	477.1	305.8	184.6	97.1	50.1	39.9	36.0	34.0	33.2	32.1
72.5°	466.4	281.9	166.3	88.6	48.4	38.3	35.7	34.3	31.8	30.7	29.5
75°	198.1	121.0	68.9	45.0	38.8	36.6	34.6	32.9	30.9	29.3	28.1
77.5°	66.7	46.1	40.8	39.4	38.8	36.6	34.0	31.8	29.8	27.9	26.7
80°	40.5	36.9	37.7	37.4	38.8	36.3	32.9	30.4	28.1	26.2	24.8
82.5°	35.2	34.9	35.7	36.6	38.5	34.9	30.9	27.3	24.5	22.5	21.1
85°	30.4	30.9	31.5	32.1	33.2	29.5	25.0	21.7	19.4	16.9	15.8
87.5°	20.3	21.9	23.1	23.4	22.5	14.1	8.2	9.6	9.8	8.4	7.6
90°	0.0	0.0	0.0	0.0	0.0	0.0	0.0	0.0	0.0	0.0	0.0



REPORT NUMBER: P141698

CATALOG NUMBER: ECM-E01-LED-E1-T2-8030

CANDELA DISTRIBUTION (continued):

	160°	165°	170°	175°	180°
0°	230.4	230.4	230.4	230.4	230.4
2.5°	221.7	221.4	222.3	221.4	221.4
5°	218.9	218.6	218.6	218.6	218.0
7.5°	223.4	223.1	222.8	222.8	222.5
10°	232.1	231.8	231.8	231.5	231.5
12.5°	242.5	241.4	241.1	240.5	240.8
15°	252.6	249.5	248.7	247.9	247.0
17.5°	260.5	256.9	254.9	253.2	253.2
20°	270.4	265.6	263.0	260.5	260.5
22.5°	281.6	275.1	271.8	269.0	267.8
25°	290.9	282.7	278.0	274.6	273.7
27.5°	297.9	287.5	281.3	277.4	276.3
30°	303.6	291.7	284.4	280.2	278.5
32.5°	307.2	294.3	286.4	282.2	280.5
35°	305.2	291.5	281.9	276.8	275.7
37.5°	295.4	280.8	269.5	264.2	262.2
40°	277.4	261.6	249.8	243.4	242.2
42.5°	253.8	238.0	226.8	220.0	216.9
45°	228.4	212.1	201.4	195.2	191.6
47.5°	201.2	185.1	174.1	168.0	165.4
50°	172.5	157.0	147.7	140.9	138.4
52.5°	142.6	128.8	119.6	113.9	111.1
55°	114.2	103.0	95.1	91.4	89.5
57.5°	89.2	81.9	77.4	75.1	73.7
60°	69.2	65.5	63.9	62.2	62.5
62.5°	54.0	53.2	52.6	51.8	52.0
65°	43.6	43.0	43.3	43.0	43.3
67.5°	35.7	36.0	36.6	36.6	36.9
70°	31.5	31.8	32.4	32.4	32.4
72.5°	29.3	29.8	30.4	30.1	30.1
75°	27.6	29.0	30.1	29.0	27.9
77.5°	25.9	29.3	32.4	29.8	26.7
80°	23.6	30.9	34.6	30.1	25.6
82.5°	22.5	29.8	30.4	26.2	22.5
85°	20.8	33.8	35.2	23.9	17.2
87.5°	10.7	20.3	23.4	16.0	8.7
90°	0.0	0.0	0.0	0.0	0.0

(END OF REPORT)